


Here are different ways to show 208.

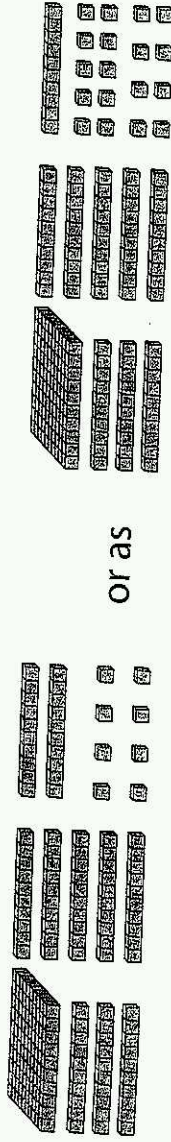
When you use digits, the number is written in **standard form**: 208

Picture: 

Base-ten name: 2 hundreds 8 ones



You can also use Base Ten Blocks to show 208 as



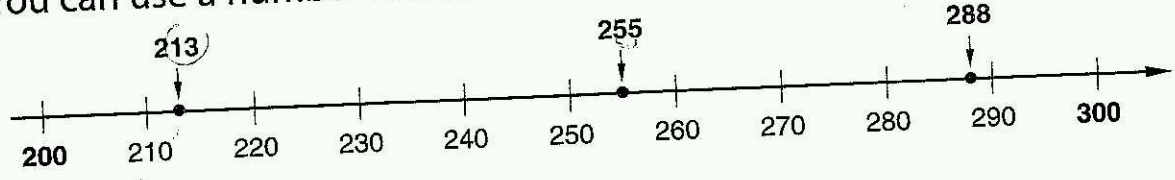
Place-value chart:

Hundreds	Tens	Ones
2	0	8

LESSON FOCUS | Explore ways to represent numbers.

Connect

► You can use a number line to **round** numbers to the *nearest ten*.



213 is between 210 and 220, but closer to 210. So, to the nearest 10, 213 rounds to 210.

255 is halfway between 250 and 260. When a number is halfway between 2 tens, you round to the greater 10. So, 255 rounds to 260.

288 is between 280 and 290, but closer to 290. So, to the nearest 10, 288 rounds to 290.

► You can also round numbers to the *nearest hundred*.

213 is between 200 and 300, but closer to 200. So, 213 rounds to 200.

255 is between 200 and 300, but closer to 300. So, 255 rounds to 300.

288 is between 200 and 300, but closer to 300. So, 288 rounds to 300.

► You can round numbers without using a number line. To round 526 to the nearest ten,

Think:

526 is between 520 and 530, but closer to 530. So, 526 rounded to the nearest ten is 530.

To round 526 to the nearest hundred,

Think:

526 is between 500 and 600, but closer to 500. So, 526 rounded to the nearest hundred is 500.

Numbers Every Day

Number Strategies

Complete each skip counting pattern. Tell how you did it.

155, 156, , 158, ,

40, 35, 30, , , 15,

125, 150, 175, 200, , ,

90, , 70, , 50,